


Synchro Tilter Mechanism

Models 8601-1, 8602-1



Back Height Adjustment

Lift back to desired position. To lower, pull the chair back all the way up and lower to seat.

Synchro Tilt Control

To unlock, shift lever down, lean back to unlock, tilt to desired position, then pull lever up to lock. For forward tilt, pull lever out, then shift lever down, lean back to unlock, chair will automatically tilt forward.

Height Adjustment Control

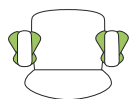
To raise chair shift body weight up, pull lever up. To lower chair, remain seated and pull lever up.

Tension Control Knob

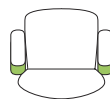
Turn clockwise to increase tension and counterclockwise to decrease tension.



Arm Height Adjustment (Optional) - Press button under arm cap, adjust height and release button.



Pivoting Arm Caps (Optional)
Rotate the front end of the armrest inward or outward.



Arm Depth (Optional)
Slide the armrest forward or back.



Arm Width Adjustment (Optional) - Releasing the levers under the seat controls the arm width.

Swivel Tilter Mechanism

Models 8601-5, 8602-5



Back Height Adjustment

Lift back to desired position. To lower, pull the chair back all the way up and lower to seat.

Seat Angle Adjustment

Tilt chair back, flip lever back for forward angle, tilt chair back, flip lever forward for back angle.

Height Adjustment Control

To raise chair shift body weight up, pull lever up. To lower chair, remain seated and pull lever up.

Tilt Control

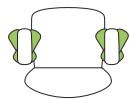
To unlock, shift lever down, lean back to unlock, tilt to desired position, then pull lever up to lock. For forward tilt, pull lever out, then shift lever down, lean back to unlock, chair will automatically tilt forward.

Tension Control Knob

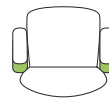
Turn clockwise to increase tension and counterclockwise to decrease tension.



Arm Height Adjustment (Optional) - Press button under arm cap, adjust height and release button.



Pivoting Arm Caps (Optional)
Rotate the front end of the armrest inward or outward.



Arm Depth (Optional)
Slide the armrest forward or back.



Arm Width Adjustment (Optional) - Releasing the levers under the seat controls the arm width.

Multi-Tilt Mechanism

Models 8601-3, 8602-3

Multi-Tilt Mechanism

To tilt chair, pull lever up to position desired, push lever down to lock.

Height Adjustment Control

To raise chair shift body weight up, pull lever up. To lower chair, remain seated and pull lever up.

Back Angle Adjustment

Pull lever up, adjust back angle, and push lever down to lock in position.

Seat angle Adjustment

Tilt chair back, flip lever back for forward angle, tilt chair back, flip lever forward for back angle.

Back Height Adjustment


Lift back to desired position. To lower, pull the chair back all the way up and lower to seat.

Chairs with optional seat slider

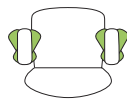
Lift up bar located under seat front and slide seat forward or backward to match user's thigh length.

Tension Control Knob

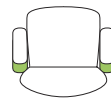
Turn clockwise to increase tension and counterclockwise to decrease tension.



Arm Height Adjustment (Optional) - Press button under arm cap, adjust height and release button.



Pivoting Arm Caps (Optional)
Rotate the front end of the armrest inward or outward.



Arm Depth (Optional)
Slide the armrest forward or back.



Arm Width Adjustment (Optional) - Releasing the levers under the seat controls the arm width.